









## OPIOID OVERDOSE RESPONSE

### WHAT DOES AN OPIOID OVERDOSE LOOK LIKE?

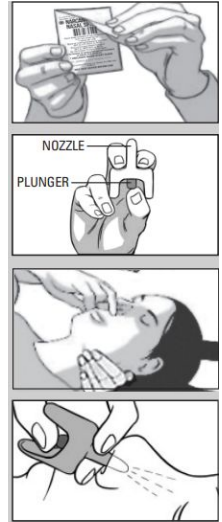
-  Blue, gray or purple lips and fingernails
-  Pinpoint pupils
-  Breathing that is very slow, irregular, or has stopped
-  Not waking up or responding to voice or touch
-  Items around that look like drug use

### WHAT TO DO IF SOMEONE OVERDOSES



-  Tap the person and shout to see if they wake up
-  Call 911
-  Prepare to give naloxone and stay with the person until help arrives

### HOW TO ASSEMBLE

1. Peel back to open
2. Place first and middle fingers on either side of the Narcan. Place thumb on red plunger
3. Insert tip of nozzle into either nostril.
4. Press red plunger to give Narcan



### HOW TO GIVE NARCAN

-  Tilt the person's head back
-  Make sure there's nothing blocking the nasal passages (like blood or mucus)
- Insert the white nozzle into either nostril

### AFTER THE PERSON WAKES UP


- Stay with the person until help arrives. the naloxone will start to wear off in 30-90 minutes.
- Don't let the person use more drugs
- Place them in a recovery position

### MORE INFORMATION

If you need mental health or substance use services, call Metropolitan Human Services District at (504) 568-3130

For more information, or to schedule an overdose response training:

- Call the Health Department at (504) 434-0909
- Visit [ready.nola.gov/stay-connected/training](http://ready.nola.gov/stay-connected/training)

-  Press the plunger to give entire dose of Narcan
- If the person doesn't respond within 1-2 minutes, and you have a second dose, give it to them

